

E. ROBINSON, F. DRAPER & I. H. LORD.

Door and Furniture Knob.

Patented Dec 2, 1836.

Fig. 1.

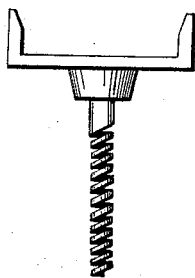


Fig. 2.

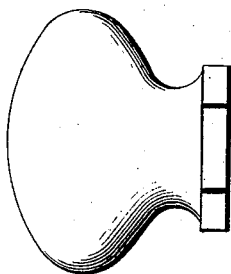
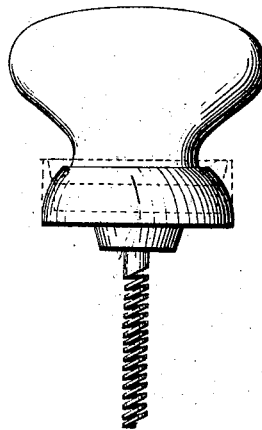


Fig. 3.



UNITED STATES PATENT OFFICE.

E. ROBINSON AND F. DRAPER, OF CAMBRIDGE, AND J. H. LORD, OF BOSTON,
MASSACHUSETTS.

DOOR, COMMODOE, &c., KNOB.

Specification of Letters Patent No. 98, dated December 2, 1836; Antedated September 2, 1836.

To all whom it may concern:

Be it known that we, ENOCH ROBINSON and FRANCIS DRAPER, both of Cambridge, in the county of Middlesex, Commonwealth of Massachusetts, and JOSEPH H. LORD, of the city of Boston and Commonwealth aforesaid, trader, have invented and put in use a new and useful improvement in the manufacture of door, commode, furniture, and other knobs by which the knob is securely fastened to the plate or socket without any spindle or screw being inserted into the knob and which we call our "socket-knob," which said invention is specified by us as follows, to-wit:

This improvement consists of a combination of the common knob, having a neck or shank between, and smaller than the head, and foot of the knob, with a socket or plate either made wholly or having an edge or ring made of some soft metal capable of being set around the foot of the knob by turning in a lathe or otherwise without the application of heat. This socket is cast or otherwise made with a face, corresponding in form to that of the foot of the knob, and with a perpendicular edge or ring of soft metal around the outside of a depth somewhat greater than the thickness of the foot of the knob, the foot of the knob is then to be inserted into the cup, thus formed by the face; and edge or ring of the socket, and the edge or ring is then to be turned down and let either in a lathe or otherwise close around the foot of the knob above the largest part of the foot so as to confine the knob closely and securely to the socket, or plate. If the use of the knob requires it, it may be made more secure from turning in the socket, by fitting the foot of the knob and the face of the socket together by a cor-

responding projection in the one and depression in the other, or by making the foot of the knob of some angular form with a corresponding hollow in the socket in the manner already practised or otherwise.

We do not claim as our invention the knob properly so called, but admit that it has been known, and used before in the form mentioned, nor do we claim any part of the socket or plate except the edge or ring of soft metal after it is turned down, and set as aforesaid around the foot of the knob as a new means of combining the knob, and the socket; but our invention and improvement consists in

The combination of the knob with the socket by means of the said edge or ring of soft metal when turned down, and set around the foot of the knob, and we claim nothing more.

The said parts and the socket knob, when completed will be more fully understood by reference to the annexed drawing, in which—

No. 1, is the socket before the knob is inserted, No. 2, is the knob, and No. 3, is the socket knob after the same is finished, and ready for use.

In testimony that the foregoing is a true specification, and description of our said improvement, we have hereunto set our hands this twenty-second day of June in the year of our Lord one thousand eight hundred and thirty-six.

ENOCH ROBINSON.
FRANCIS DRAPER.
JOSEPH H. LORD.

Witnesses:

GEO. I. F. ALLAGRE,
FRANKLIN DEXTER.